



# PORTFOLIO ANALYSIS REVIEW

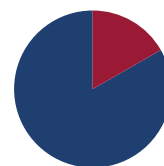
Through our partnership with Gradient Investments, LLC, the proprietary Portfolio Analysis Review (PAR) process gives you a detailed breakdown and written analysis of your investment portfolio. The PAR process uses numerous tools to assess your investments and help you understand the possible risks and rewards of your current financial situation.

## Account Summary

Description	Owner	Asset Type	Tax Type	Value	Reported in Morningstar	Not Reported in Morningstar
MetLife Variable Annuity	Jane	Variable Annuity	Q	\$150,000	\$150,000	\$0
Schwab Brokerage	Joint	Brokerage Account	NQ	\$100,000	\$100,000	\$0
Prudential 401k	John	Employer Plan	Q	\$300,000	\$300,000	\$0
Fidelity IRA	John	Brokerage Account	Q	\$100,000	\$100,000	\$0
Voya 403b	Jane	Employer Plan	Q	\$250,000	\$250,000	\$0

Total Assets	\$900,000
Reported in Morningstar	\$900,000
Not Reported in Morningstar	\$0

## Stock Intersection



Type	% of Portfolio
Top 25 Stocks	16.72
Other	83.28

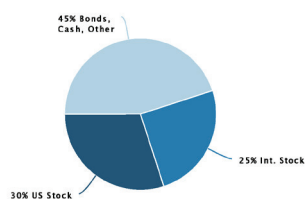
See how much of the portfolio is concentrated in the top 25 stock holdings.

## Commentary

ASSETS REPORTED: \$900,000

ASSETS UNREPORTED: \$0

### ASSET CLASS:

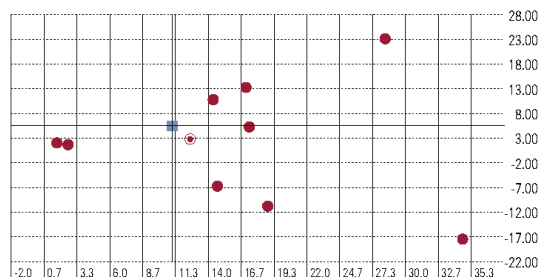


### INDUSTRY DIVERSIFICATION:

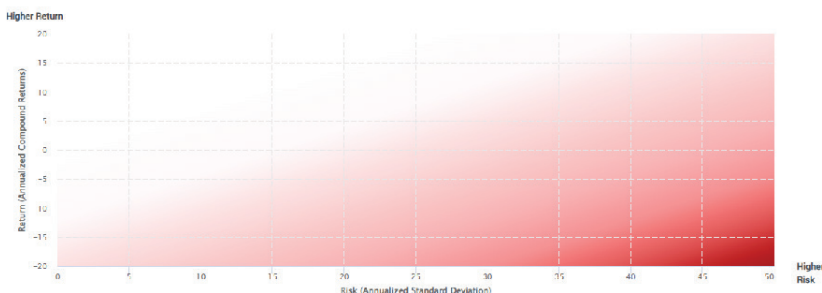
- Energy 23% Allocation
- Technology 16% Allocation

## Morningstar

Risk/Reward Scatterplot Portfolio Holding B-mark 3-Year Mean



## Portfolio Pilot



## SAMPLE REPORT

This illustration is for informational purposes only and is not intended to be a projection or prediction of current or future performance of any specific product. All financial products have an element of risk and may experience loss. Past performance is not indicative of future results.